

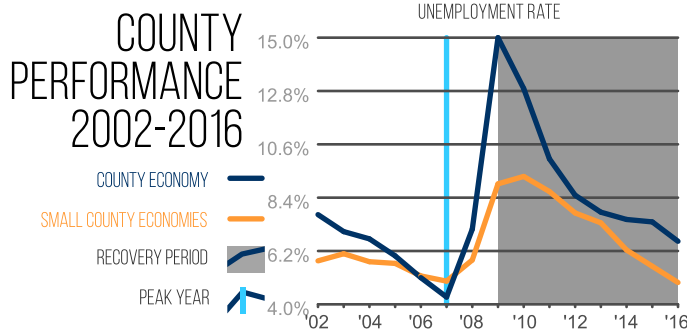
# COUNTY ECONOMIES 2016

## GRAHAM COUNTY, AZ

### UNEMPLOYMENT RATE CHANGE

**2015-2016**

**-0.8PPS**



**RECOVERED BY 2016**

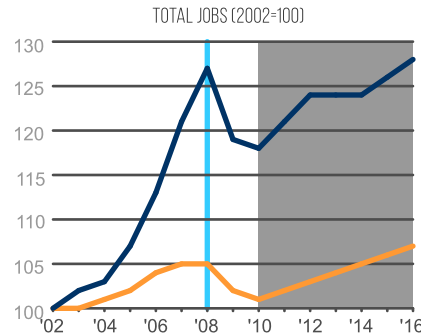
**NO**

### SIZING UP 2016

POPULATION, 2015	<b>37,666</b>
UNEMPLOYMENT RATE, 2016	<b>6.6%</b>
REAL GDP, 2016, IN 2009 DOLLARS	<b>\$799.2 Million</b>
AVERAGE REAL WAGES, 2016, IN 2009 DOLLARS	<b>\$27.5 Thousand</b>
Graham County, AZ has a county government.	
Graham County is a small county in the Safford, AZ micropolitan area.	

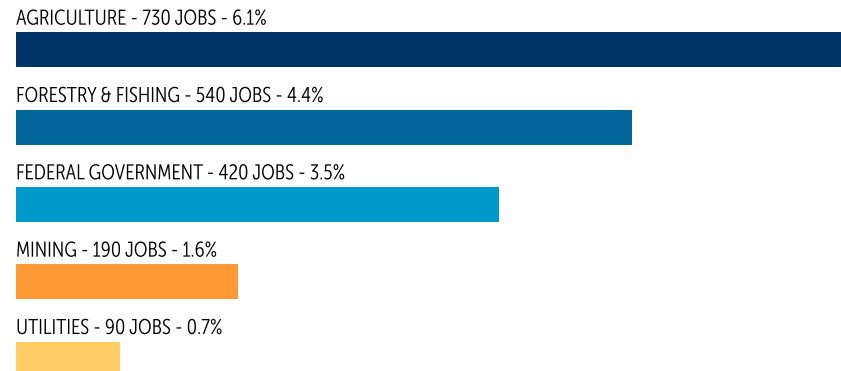
### JOBS GROWTH RATE

**1.4%**



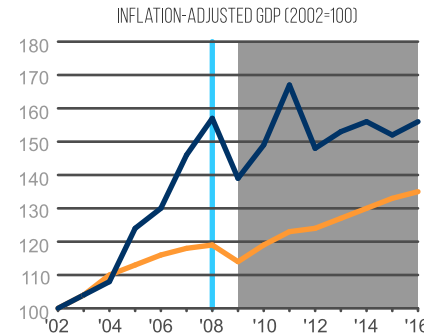
**YES**

### TOP FIVE SPECIALIZED INDUSTRIES, BY EMPLOYMENT, 2016



### ECONOMIC OUTPUT GROWTH RATE

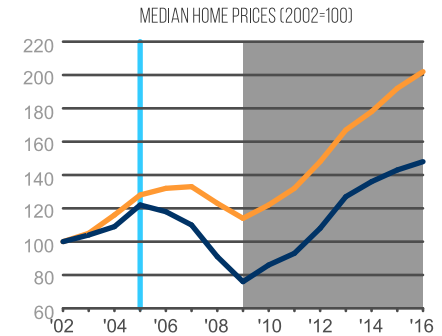
**2.5%**



**NO**

### MEDIAN HOME PRICES GROWTH RATE

**3.5%**



**YES**

### MEDIA CONTACT

David Jackson  
Communications Director  
202.942.4271 | djackson@naco.org

### QUESTIONS

Dr. Emilia Istrate  
Managing Director, Counties Futures Lab  
research@naco.org

### FINDINGS

[www.naco.org/countyeconomies](http://www.naco.org/countyeconomies)

**#COUNTYECONOMIES**

DEFINITION OF TERMS: (Data Sources: Woods & Poole Economics, Inc., 2016 Data and U.S. Census Bureau)

**Economic output (gross domestic product - GDP):** Total value of goods and services produced by a county economy, also known as GDP. **Jobs:** Total wage and salary jobs, whether full or part-time, temporary or permanent in a county economy. This is a measure of the number of jobs, not employed people, for all employers in a county economy, not only for the county government. **Median Home Sales Price:** Median sales prices of existing single-family homes in a county economy. **Unemployment Rate:** The proportion of the civilian labor force that is employed.

For more on the methodology and indicators, see the Key Terms document available at [www.naco.org/CountyEconomies](http://www.naco.org/CountyEconomies)